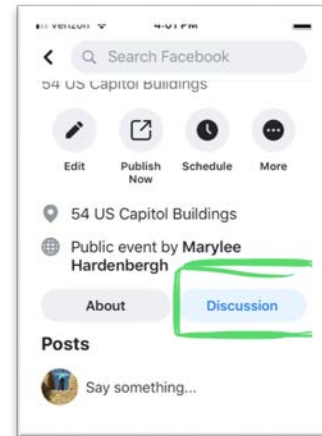


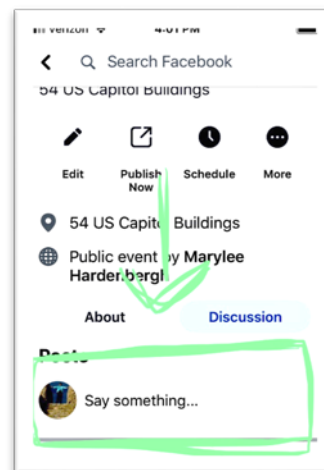
Instructions for livestreaming your [54 Capitols, 54 Dancers](#) performance on Facebook Live

Please familiarize yourself with these steps prior to the event. On the day of the performance, please be logged in and ready to livestream at least 15 minutes before the start time.

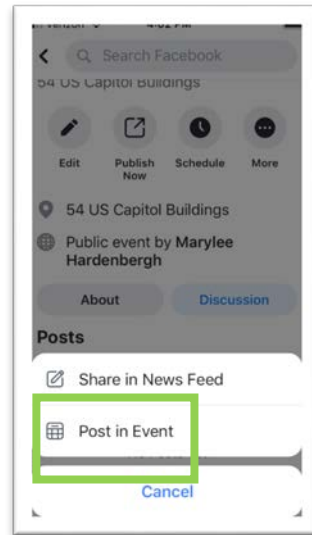
1. If you do not already have the Facebook app installed on your phone, download it for free from your mobile carrier's app store. You will also need to create a Facebook account if you don't already have one.
2. Inside the Facebook app, navigate to the event page called *54 Capitols, 54 Dancers*. Here is the link: <https://www.facebook.com/events/470990496818449/>
3. To get to Livestream, go to the "Discussion" tab.



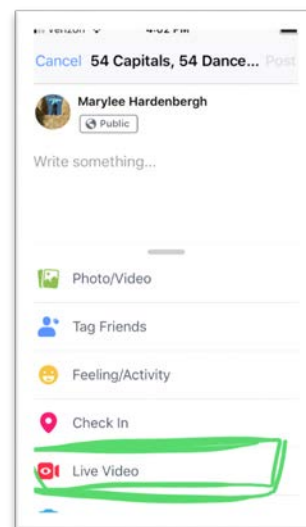
4. Tap on the "Say Something" area (directly below "Posts")



5. Tap “Post in Event” on the pop-up menu




6. Tap “Live Video” which will turn on your camera.



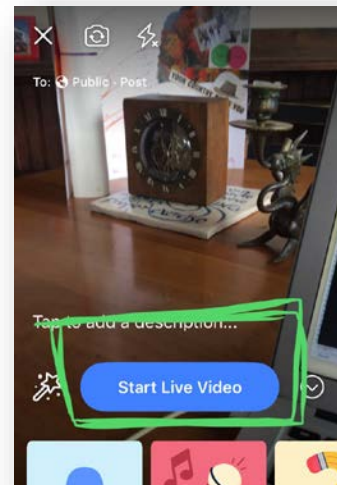
7. Important: hold the camera sideways. It needs to be horizontally filmed! (Vertical videos will have black bars along the side, which we do not want.)



8. The default camera will appear, facing you. To get to the outward view, tap/toggle the small icon (a camera with two circular arrows)

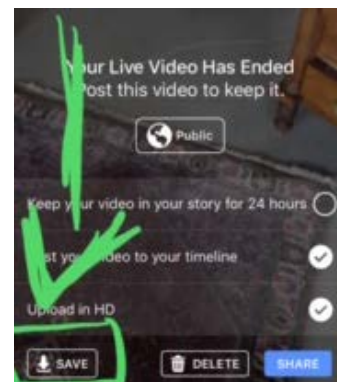


9. When ready, click “Start Live Video”



Post-Performance Instructions

1. Once you are finished filming, be sure to “Save” the video.
(This will save the video to your phone)



2. Go to [WeTransfer.com](https://www.wetransfer.com) and send the video to director.gsp@gmail.com, using your name and state as the subject, for example: Lisa Lopez, California. You may want to wait until a wifi signal is available since the file size will be large.
3. Also: Please take a still selfie afterward of you, the dancer and any/all other team members, and email that photo to Marylee at director.gsp@gmail.com with your names, for example: Lisa Lopez, Julia Jones, California.